


GD-1250-LW Light Weight Well Stimulation Pump



SPECIFICATIONS

Maximum Input	1,250 BHP (912 kW)
Maximum RPM	330 RPM
No. of Plungers	3
Stroke Length	8 in. (203 mm)
Plunger Load	200,000 lbs. (90,720 kg)
Pump Weight	8,550 lbs. (3,878 kg)
Gear Ratio	9:1

PLUNGER DIAMETER		DISPLACEMENT PER REVOLUTION		DISPLACEMENT @ PUMP RPM				DISPLACEMENT @ PUMP RPM				DISPLACEMENT @ PUMP RPM				DISPLACEMENT @ PUMP RPM							
				100		150		200		200		200		330		330		330					
in.	mm.	Gal/Rev.	Liter/Rev.	GPM	LPM	PSI	kg/sq. cm	GPM	LPM	PSI	kg/sq. cm	GPM	LPM	PSI	kg/sq. cm	GPM	LPM	PSI	kg/sq. cm				
Forged Steel Autofrettaged High Pressure Valve Over Valve Fluid Ends																							
3.75	95	1.15	4.34	115	434	18100	1273	172	651	11200	787	229	868	8400	591	378	1433	5100	359				
Forged Steel Autofrettaged Medium Pressure Valve Over Valve Fluid Ends																							
4.5	114	1.65	6.25	165	625	12600	886	248	938	7800	548	330	1250	5850	411	545	2063	3550	250				
5	127	2.04	7.72	204	772	10200	717	306	1158	6300	443	408	1544	4750	334	673	2547	2850	200				
5.5	140	2.47	9.34	247	934	8400	591	370	1401	5200	366	493	1868	3900	274	814	3082	2350	165				
Forged Steel Autofrettaged Low Pressure Valve Over Valve Fluid Ends																							
5.5	140	2.47	9.34	247	934	8400	591	370	1401	5200	366	493	1868	3900	274	814	3882	2350	165				
6	152	2.94	11.11	294	1111	7100	499	440	1667	4400	309	587	2223	3300	232	969	3668	2000	141				
6.5	165	3.45	13.04	345	1304	6050	425	517	1957	3750	264	689	2609	2800	197	1137	4304	1700	120				
INPUT POWER:				BHP				1250				1250				1250				1250			
				KW				932				932				932				932			

Ratings are based on 90% mechanical efficiency and 100% volumetric efficiency.

**Gardner
Denver**
Pumping Perfected.™

GD-1250-LW Light Weight Well Stimulation Pump

MATERIAL SPECIFICATIONS

CYLINDER	Forged SAE 4330 steel
PACKING	Adjustable or header ring
STUFFING BOX	Replaceable steel
CRANKSHAFT	Forged steel surface hardened
CONNECTING RODS	Steel hardened surface
CROSSHEADS	High strength 4140 steel
CROSSHEAD SLIDES	High strength steel
TIE RODS	Alloy steel with cold rolled threads
MAIN BEARINGS	Roller
SPHERICAL CROSSHEAD BEARING	Bronze

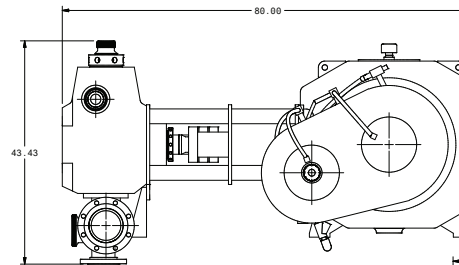
STANDARD FEATURES

- Gearbox Design
- Crankshaft type construction
- Left or right gear box mounting
- Suction and discharge on either side
- Clamp connections between plungers and extension rods
- Colmonoy plungers
- Cradle cover
- Autofrettaged fluid end cylinder with through stud design
- Forged steel fluid end and plunger sizes ranging from 3.75" to 6.5"
- Replaceable WECO discharge connections
- 6" suction manifold with Victaulic or flanged connections
- Header-ring style packs
- Standard fluid end tool kit

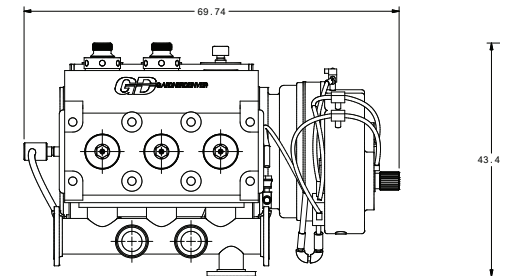
OPTIONAL FEATURES

- Dual discharge flanges
- Multiple center gauge connections
- Suction stabilizers
- Discharge pulsation dampeners
- Valve seat puller assembly
- Hydraulic torque wrench
- Companion flanges

SPECIFICATIONS



NOTE: Line drawings are available from Engineering per application



CONNECT WITH US: